

How to self-assess against the Competency Standards online

Step 1

Login to the PSA website (www.psa.org.au) using your PSA login details.

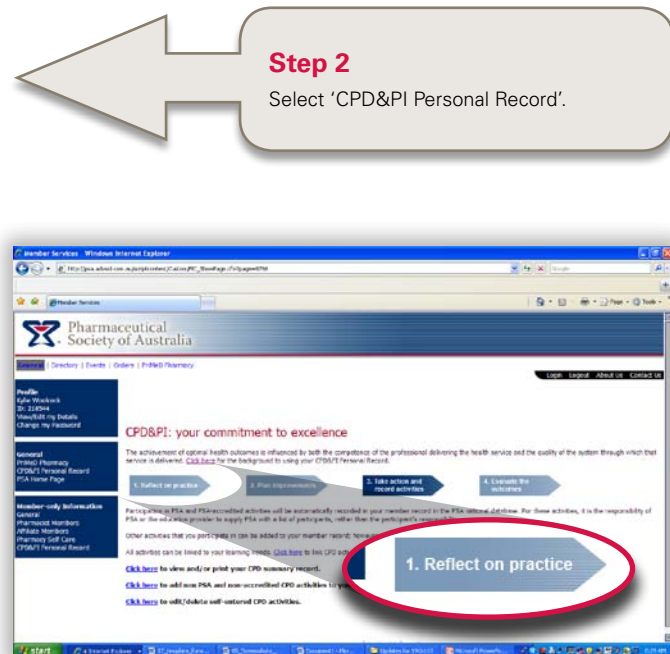


Step 2

Select 'CPD&PI Personal Record'.

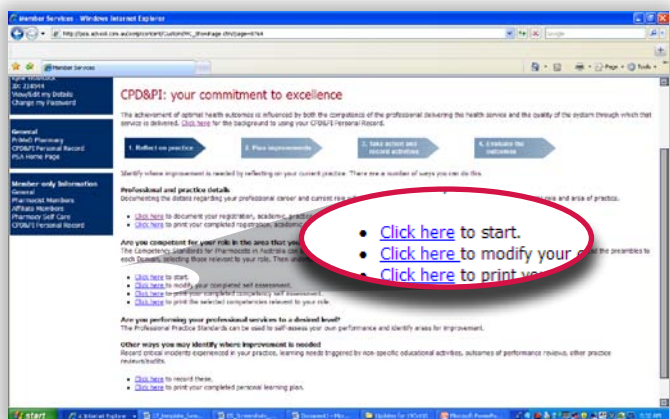
Step 3

Select 'Reflect on practice'.



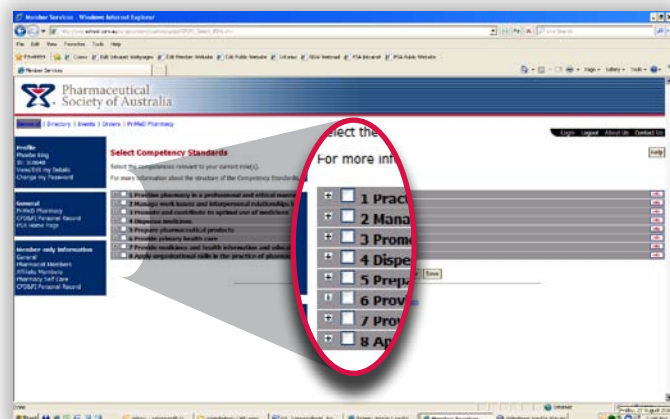
Step 4

Select 'Start' under 'Are you competent for your role in the area that you practice?'



Step 5

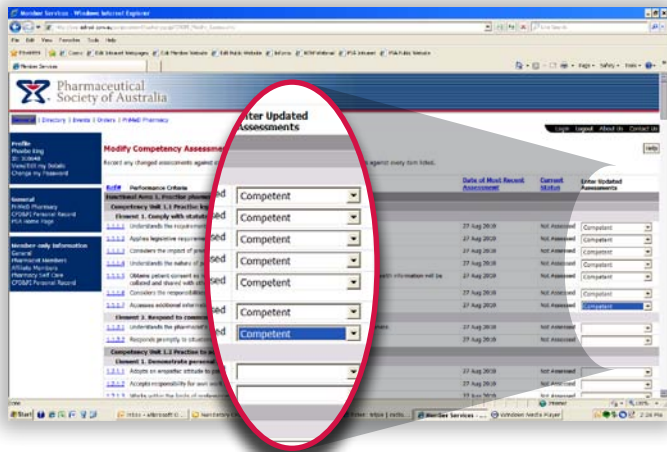
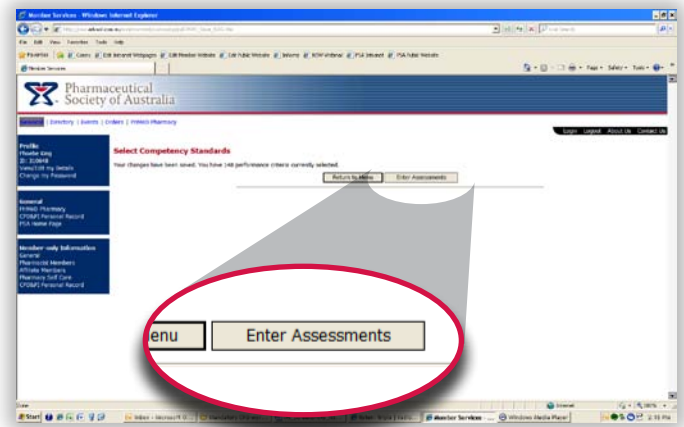
Select the competencies relevant to your current role by checking the relevant boxes. Expand the relevant sections to view elements and performance criteria. When finished, click 'Save'.



How to self-assess against the Competency Standards online

Step 6

Select 'enter assessments'.



Step 7

Read each element and enter your assessment against each element in the right hand column. When you are finished, select 'save' down the bottom of the page.

Step 8

Select 'Return to Menu'.

